



Features:

- With built in PFC
- 85% ~ 90% efficiency
- 60% power boost ability
- 23.5V to 29V adjustable output range
- Can be paralleled for SNP-D489
- Patented Ring-Free ZVS & Active PFC

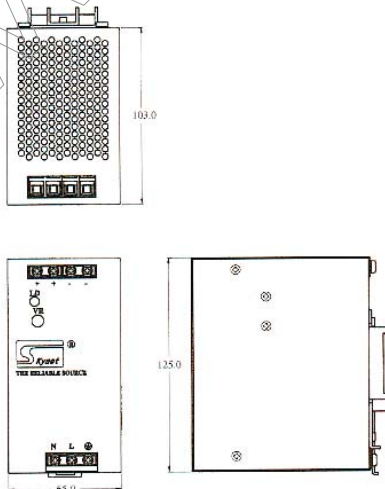
Model available:

- SNP-D129 • single phase • universal • 24V/5A
- SNP-D249 • single phase • universal • 24V/10A
- SNP-D489 • single phase • universal • 24V/20A

General Specifications:

Input voltage	90VAC to 264VAC	Over load protection	Auto-recovery
Input current	< 2A @115VAC, < 1A @230VAC	Short circuit protection	Auto-recovery
Input frequency	47Hz to 63Hz	Operating temperature	-10°C to +70°C (derating: typ. 3W/K > 60°C)
Inrush current (cold start)	< 30A @ 115VAC < 60A @ 230VAC	Cooling	Free air convection
Outputs	see output table	Storage temperature	-25°C to +85°C
Efficiency	87% typical at 230VAC	EMI standard	FCC docket 20780 curve "B" EN55022 "B", EN61000-3-2 Class D
Hold up time	longer than 20ms at 115VAC input	Safety	UL 1950, UL 508 CSA 22.2 No. 950-M90 EN 60 950
Over voltage protection	Latch off		

Mechanical Specifications:



NOTE:

1. Dimensions shown in mm (inch) as left. Tolerance specified is ± 0.4 mm.
2. Size:
65 x 125 x 103 (mm)
3. Connectors:
AC & DC Connector : Terminal blocks
(suitable wire 26~10AWG)
4. Power on indicator:
Green light on the panel
5. Hook:
For standard symmetrical 35mm DIN-rail

**Output Specifications:**

MODEL NO.	OUTPUT RAIL	LOAD			VOLTAGE ACCURACY	RIPPLE NOISE	LINE REG.	LOAD REG.
		MIN.	RATED	PEAK				
SNP-D129	+24V	0A	5A	6A	±2%	<40mVpp	◇ ±1%	±1%

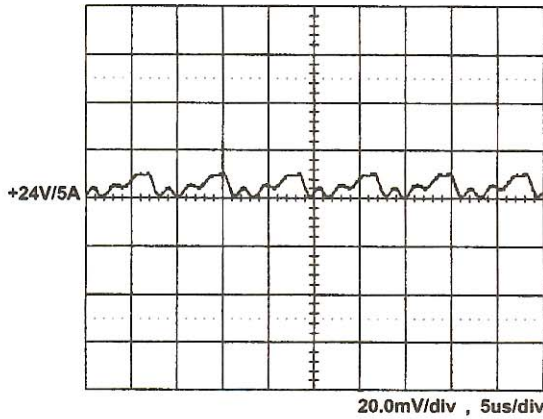
Notes:

1. Each output can deliver peak load for max. 1 min. at 45°C or even continuous with forced cooling.
2. At factory, in 60% rated load condition, the output is checked to be within the accuracy range while the main output is set within the specified accuracy range at rated load.
3. Line regulation is defined by changing ±10% of input voltage from nominal line at rated load.
4. Load regulation is defined by changing ±40% of measured output load from 60% rated load.
5. Ripple & noise is measured by using 15MHz bandwidth limited oscilloscope and terminated the output with a 0.47uF capacitor at rated load and nominal line.
6. Hold up time is measured from the end of the last charging pulse to the time when the main output drop down to regulation limit at rated load and nominal line.
7. Efficiency is measured at rated load and nominal line.

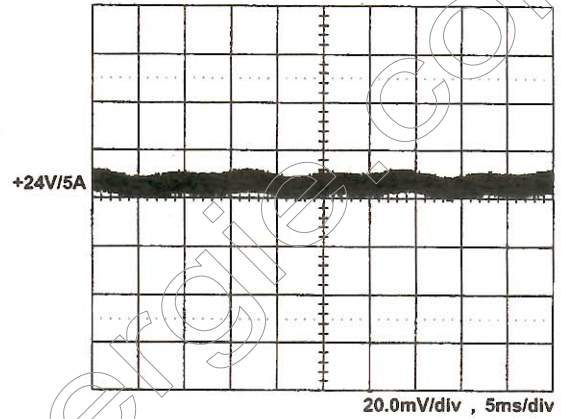


Performance (input voltage is 115VAC, unless others specified):

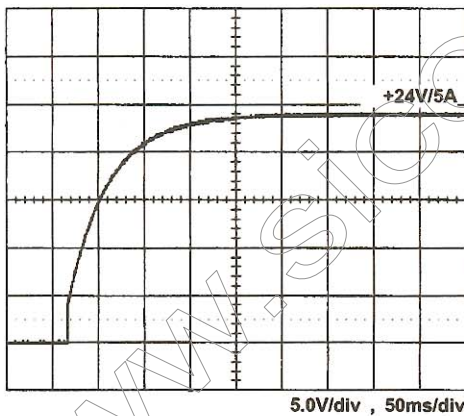
1. Switching frequency ripple



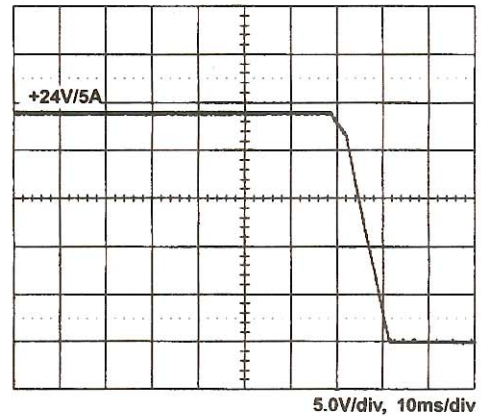
2. Line frequency ripple



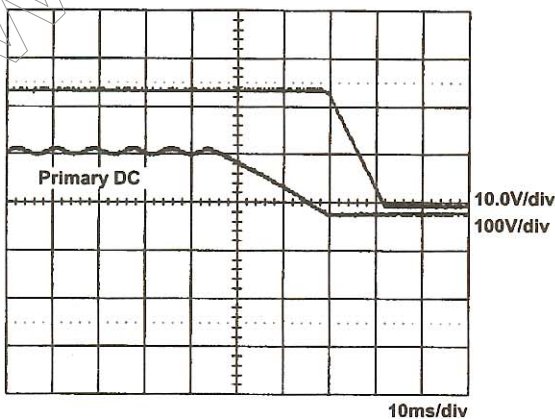
3. Output turn on wave form



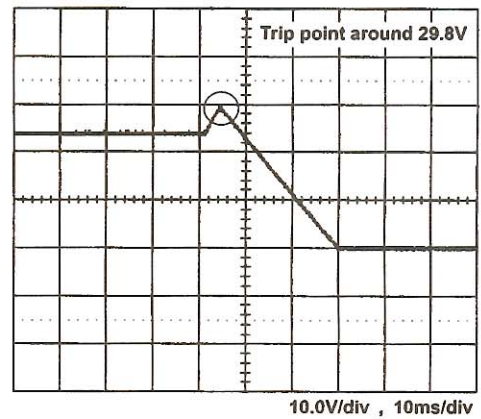
4. Output turn off wave form



5. Hold-up time



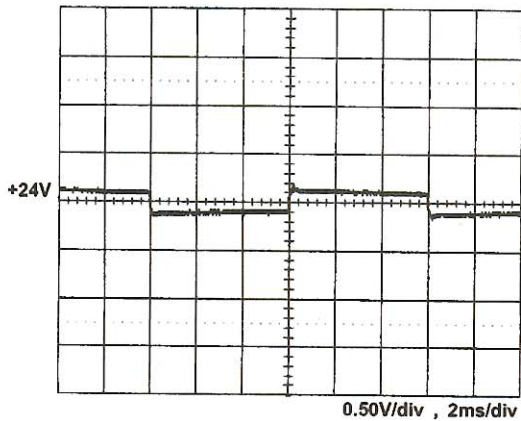
6. Over voltage protection



osephine-

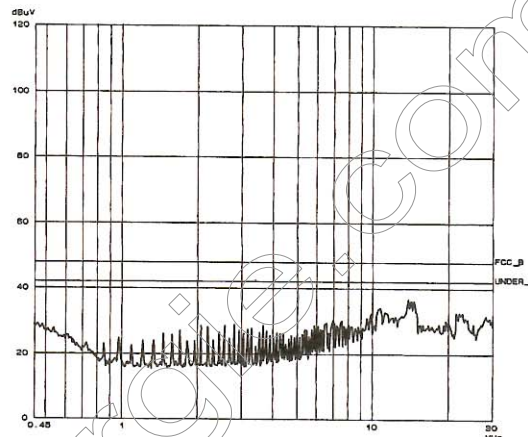


7. +24V step response



+24V step from 1A to 5A

8. FCC B



9. EN 55022 B

