

Description:

SNP-954X-M1 series is a 40W, universal input switching power supply. It is with various output options, which includes triple outputs, dual outputs and single output. It is designed to comply with UL544, EN 60601-1. It is ideal for small digitally based systems used in medical and dental patient environment.

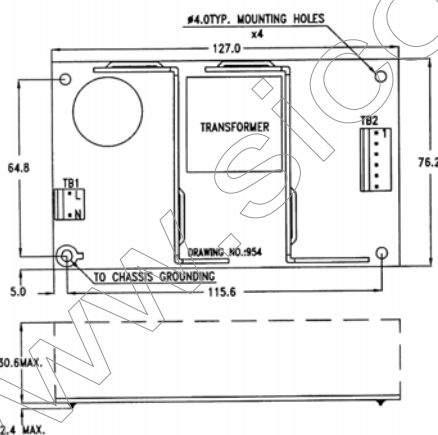
General Specifications:

Input voltage 90VAC to 264VAC
 Input frequency47Hz to 63Hz
 Inrush current less than 30A at 115VAC
 (Cold start) less than 60A at 230VAC
 Outputs see output table
 Efficiency higher than 70%
 at rated load and 115VAC
 Hold up time 20mS (typ.)
 at rated load and 115VAC
 Overload protection Auto-recovery

Short circuit protection Auto-recovery
 Over voltage protection Auto-recovery
 Operating temperature 0 to 50°C, rated load
 Cooling Free air convection
 Storage temperature -20°C to +85°C
 EMI Meet FCC docket 20780 curve "B"
 EN55011 "B"
 Safety UL 544 (UL file no. E158990)
 CSA 601-1 (LR57450-134)
 EN60601-1 (T9575002.07)

Mechanical Specifications:

SNP-9547-M1



NOTE:

1. Dimensions shown in mm (inch) as left. Tolerance specified is ± 0.4 mm.
2. P.C.B. Size: 76.2 x 127 x 33 (mm) 3 x 5 x 1.3 (inch)
3. Mounting Hole: 64.8 x 115.6 (mm) 2.55 x 4.55 (inch)
4. Connectors: TB1 : Molex 5277-2 or equivalent for AC input TB2 : Molex 5273-X or equivalent for DC output
6. DC output Pin Assignment

PIN	1	2	3	4	5	6
MODEL						
SNP-9541-M1	+12V	+5V	+5V	GND	GND	-12V
SNP-9546-M1	+5V	+5V	+5V	GND	GND	GND
SNP-9547-M1	+12V	+12V	+12V	GND	GND	GND
SNP-9548-M1	+15V	+15V	+15V	GND	GND	GND
SNP-9549-M1	+24V	+24V	+24V	GND	GND	GND



Output Specifications:

MODEL NO.	OUTPUT RAIL	LOAD			VOLTAGE ACCURACY	RIPPLE NOISE	LINE REG.	LOAD REG.
		MIN.	RATED	PEAK				
SNP-9541-M1	+5V	0A	3A	6A	+4.95V~+5.05V(adj)	50mVpp	±1%	±3%
	+12V	0A	2A	4A	+11.4V~+12.6V	100mVpp	±2%	±3%
	-12V	0A	0.3A	0.5A	-11.40V~-12.6V	100mVpp	±3%	±5%
SNP-9546-M1	+5V	0A	8A	12A	+4.75V~+5.25V(adj)	50mVpp	±1%	±1%
SNP-9547-M1	+12V	0A	3.3A	5A	+11.90V~+12.10V(adj)	100mVpp	±1%	±1%
SNP-9548-M1	+15V	0A	2.6A	4A	+14.85V~+15.15V(adj)	100mVpp	±1%	±1%
SNP-9549-M1	+24V	0A	1.7A	2.5A	+23.8V~+24.2V(adj)	240mVpp	±1%	±1%

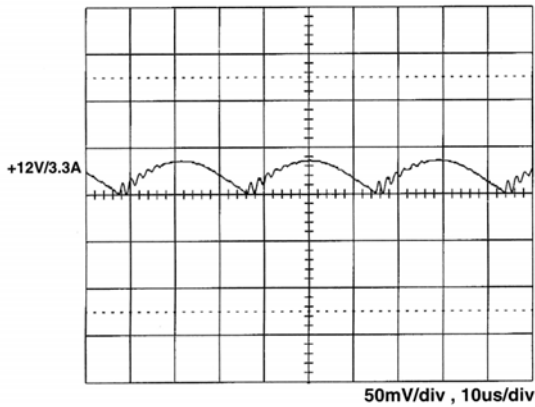
Note:

1. Each output can provide up to peak load temporarily. Continuous staying in more than rated load will reduce the reliability.
2. Voltage accuracy is measured with all outputs set at 60% rated load and main output is adjusted to +/- 1%.
3. Line Regulation measuring is done at rated loading and + -10% of input voltage changing.
4. Load Regulation measuring is done by changing the measured output loading + -40% from 60% rated load, and keep all other outputs at 60% rated load.
5. Ripple & Noise measuring is done by 15MHz band width limited oscilloscope and terminated each output with a 0.47uF capacitor at rated loading.
6. Efficiency is measured at rated load.
7. Hold Up Time is measured from the end of the last full charging pulse to when the main output drop down to 95% output voltage.

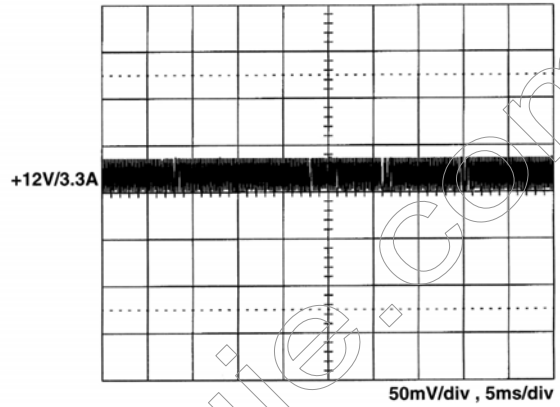


Performance for SNP-9547-M1:

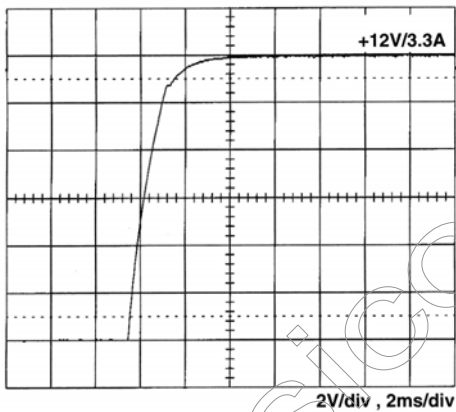
1. Switching frequency ripple



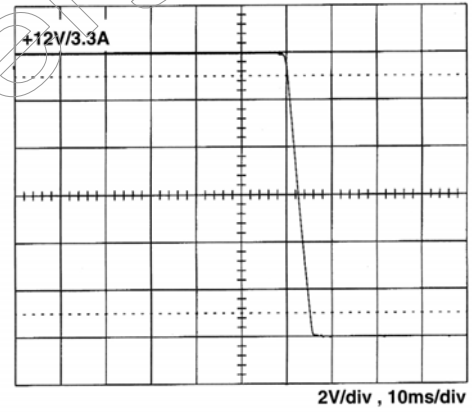
2. Line frequency ripple



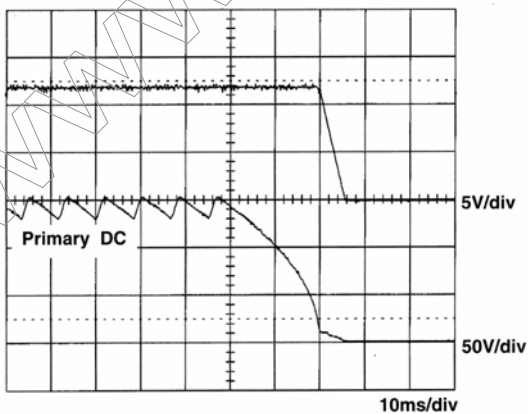
3. Output turn on wave form



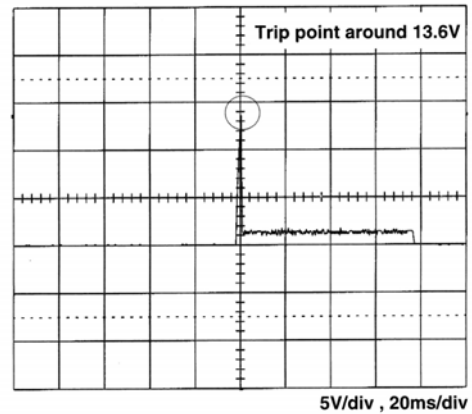
4. Output turn off wave form



5. Hold-up time

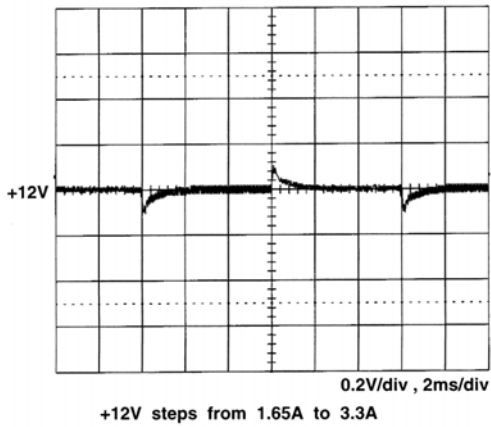


6. Over voltage protection

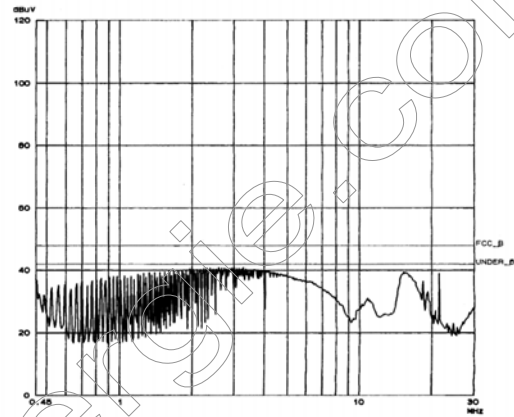




7. Transient response



8. FCC B



9. EN 55022 B

