

Description:

SNP-901 series are for open frame on board power supplies which are universal input, small size, low cost orientated.



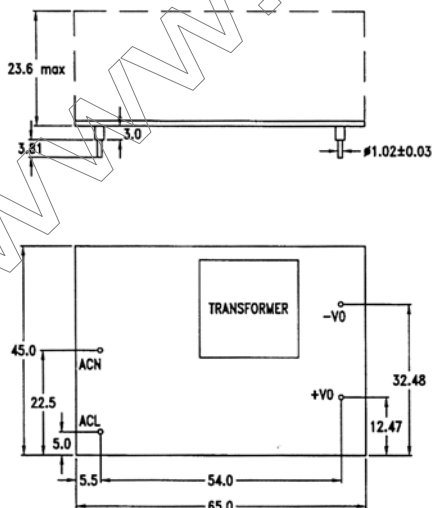
General Specifications:

Input voltage 85 VAC to 265 VAC
 Input frequency 47 Hz to 63 Hz
 Outputs See output table
 Efficiency 65% typical
 Hold up time 10mS typical
 at rated load and 115VAC
 Over load protection Auto-recovery
 Short circuit protection..... Auto-recovery
 Over voltage protection Latch-off

Operating temperature 0°C to 70°C
 derating rate : 0.25W/°C >50°C
 Cooling Free air convection
 Storage temperature -20°C to +85°C
 EMI EN55022 "B", FCC "B"
 Harmonics EN61000-3-2
 EMS EN61000-4-2,-3,-4,-5,-6,-11
 Safety UL 60950
 CSA 22.2 No. 234, EN60950

Mechanical Specifications:

SNP-9016



Notes:

- Dimensions shown in mm as above.
Tolerance: ±0.3mm
- Size:
65 x 45 x 23.6 (mm)
- Connectors:
AC input : Terminal pin
DC output : Terminal pin

**Output Specifications:**

MODEL NO.	OUTPUT RAIL	LOAD			VOLTAGE ACCURACY	RIPPLE NOISE	LINE REG.	LOAD REG.
		MIN.	RATED	MAX				
SNP-9016	+5V	0A	2 A		+4.95V~+5.05V	50mVpp	±0.5%	±1%
SNP-9017	+12V	0A	1A		+11.90V~+12.10V	120mVpp	±0.5%	±1%
SNP-9019	+24V	0A	0.5A		+23.80V~+24.20V	200mVpp	±0.5%	±1%
SNP-901B	+3.3V	0A	3A		+3.25V~+3.35V	50mVpp	±0.5%	±1%

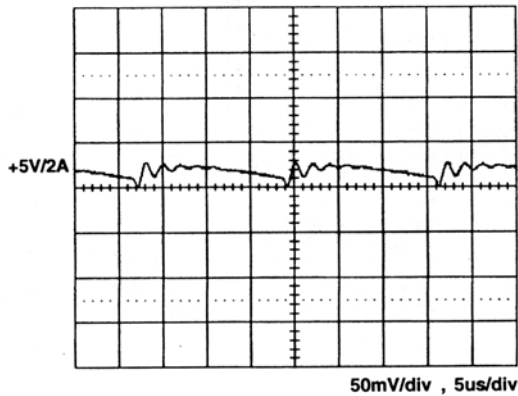
Note:

1. The total output current is rated load with free air convection. Continuous staying in more than rated load is not allowed.
2. At factory, in 60% rated load condition, each output is checked to be within voltage accuracy.
3. Line regulation is defined by changing $\pm 10\%$ of input voltage from nominal line at rated load.
4. Load regulation is defined by changing $\pm 40\%$ of measured output load from 60% rated load at another output set to 60% rated load.
5. Ripple & noise is measured by using 15MHz bandwidth limited oscilloscope and terminated each output with a 0.47uF capacitor and a 47u electrolytic capacitor at rated load and nominal line.
6. Hold up time is measured from the end of the last charging pulse to the time which the main output drops down to low limit of main output at rated load and nominal line.
7. Efficiency is measured at rated load and nominal line.

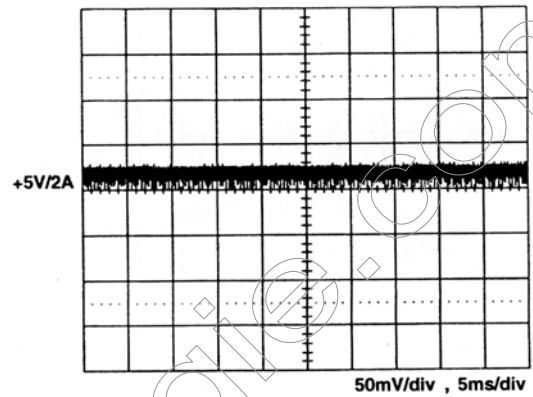


Performance for SNP-9016:

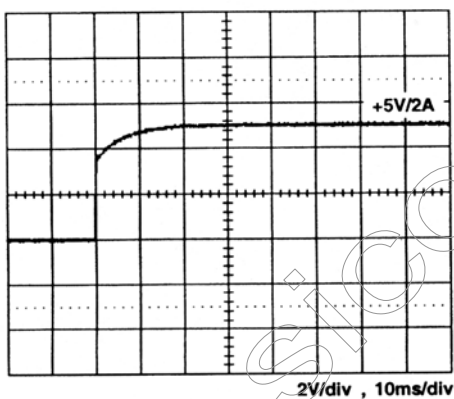
1. Switching frequency ripple



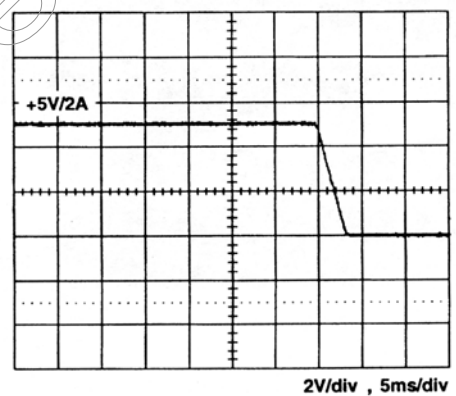
2. Line frequency ripple



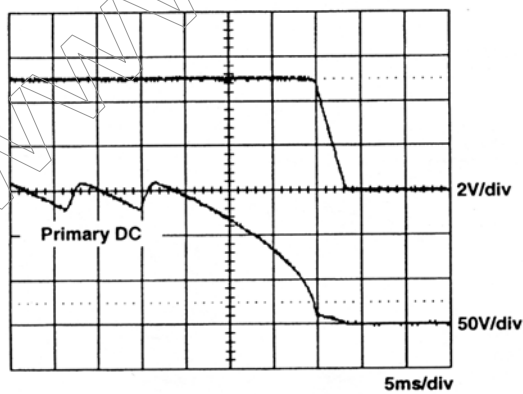
3. Output turn on wave form



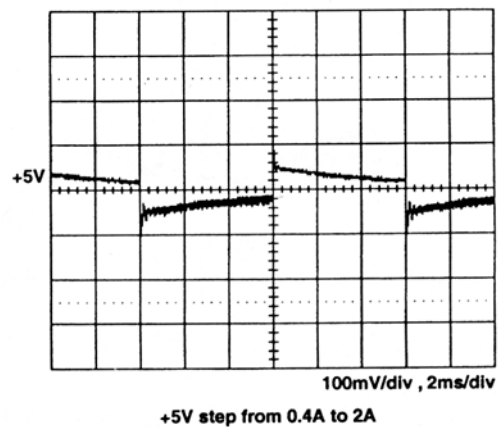
4. Output turn off wave form



5. Hold-up time

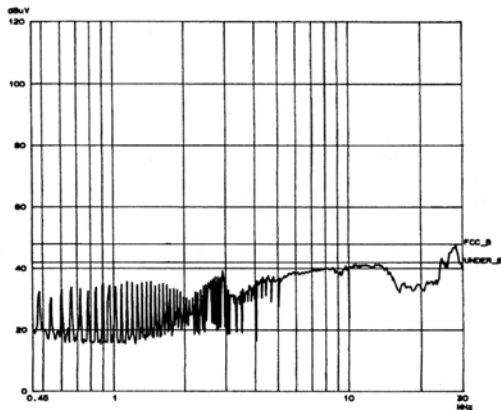


6. +5V step response

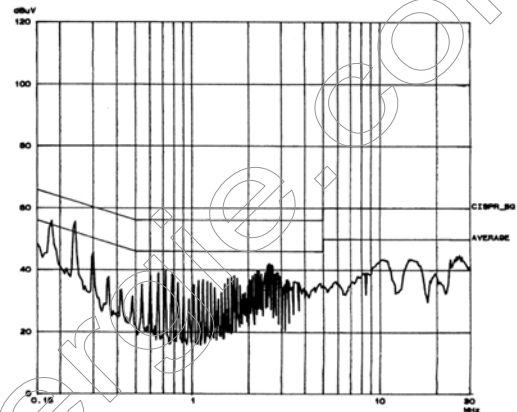




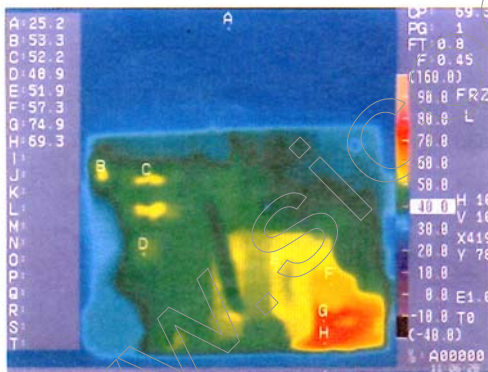
7. FCC B



8. EN 55022 B



9. Thermal profile



Tested at 104VAC, 5V/2A