



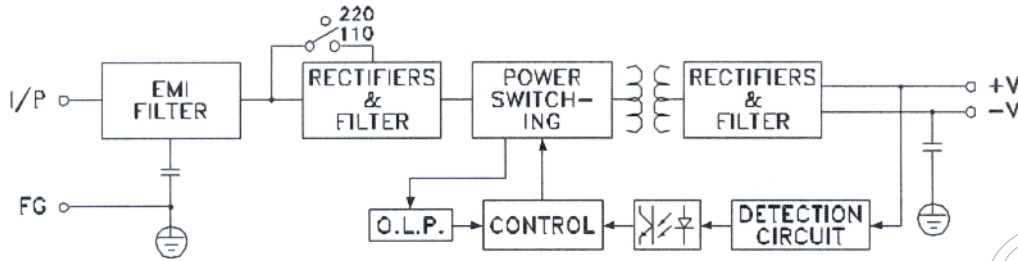
Features :

- . International AC range selected by switch
- . Protection : short-circuit, over-load
- . Built-in EMI filter, Low ripple noise
- . Compact size, Light weight
- . Free air cooling convection
- . 100% full load burn-in test
- . Low cost

. 1 year warranty

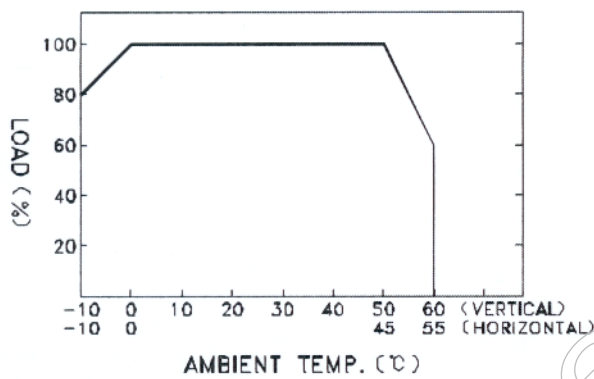
Model	S 50- 5	S 50-12	S 50-15	S 50-24
DC output voltage	5V	12V	15V	24V
Output voltage tolerance	±2%	±1%	±1%	±1%
Output rated current	10A	4.2A	3.4A	2.1A
Output current range	0~10A	0~4.2A	0~3.4A	0~2.1A
Ripple & noise	75mVp-p	100mVp-p	100mVp-p	100mVp-p
Line regulation	±0.5%	±0.5%	±0.5%	±0.5%
Load regulation	±1%	±0.5%	±0.5%	±0.5%
DC output power	50W	50.4W	51W	50.4W
Efficiency	71%	78%	78%	82%
DC voltage adjustment	-5%~+10%	±10%	±10%	±10%
Input voltage range	85~132VAC / 170~264VAC selected by switch 47~63Hz ; 240~370VDC			
AC current	1.3A/115V ; 0.65A/230V			
Inrush current	Cold start 18A/115VAC ; 36A/230VAC			
Leakage current	<0.5mA/240VAC			
Over-load protection	105~150% Type : foldback current limiting Reset : auto-recovery			
Over-voltage protection			
Over-temperature protection			
Temperature coefficient	±0.03% /°C (0°~50°C)			
Set-up, Rise, Hold-up time	200ms, 100ms, 20ms			
Vibration	10~500Hz, 2G 10min./1cycle, period for 60min. Each axes			
Withstand voltage	I/P-O/P: 3KVAC I/P-FG: 1.5KVAC O/P-FG: 0.5KVAC			
Isolation resistance	I/P-O/P, I/P-FG, O/P-FG: 500VDC / 100MΩ			
Working temp. & humidity	-10°C~+60°C (refer to output derating curve), 20%~90% R.H.			
Storage temp. & humidity	-20°C~+85°C, 10%~95% R.H. (non-condensing)			
Dimensions	159 x 97 x 38 mm (Length x Width x Height) case 901			
Weight	500 gr			
Safety standards	Meet UL1012 requirement (not apply for the mark)			
EMC standards			
Notes:				
-All parameters are specified at 230VAC input, rated load, 25°C & 70% R.H. ambient.				
- Tolerance include setup tolerance, line regulation, load regulation.				
- Ripple & Noise are measured at 20MHz by using a 12" twisted pair terminated with a 0.1yF & 47uF capacitor.				
- Line regulation is measured from low line to high line at rated load.				
- Load regulation is measured from 0% to 100% rated load				

BLOCK DIAGRAM

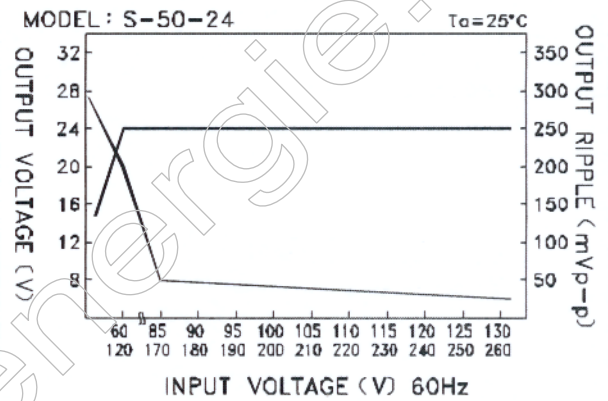


fosc: 27KHz I/P-O/P:RATED

OUTPUT DERATING



STATIC CHARACTERISTICS



DIMENSION (mm)

- ☒ CASE : 901
- ☒ TERMINAL PIN NO. ASSIGNMENT
- ☒ PIN 1,2 : AC INPUT
- ☒ PIN 3 : FG
- ☒ PIN 4 : DC OUTPUT -V
- ☒ PIN 5 : DC OUTPUT +V

