



Features :

- . Universal AC input / Full range
- . Protection : short-circuit, over-load, over-voltage
- . Approvals : UL / CIL / TUV / CB / CE
- . Built-in EMI filter, Low ripple noise
- . Fix switching frequency at 36KHz
- . Free air cooling convection
- . 100% full load burn-in test

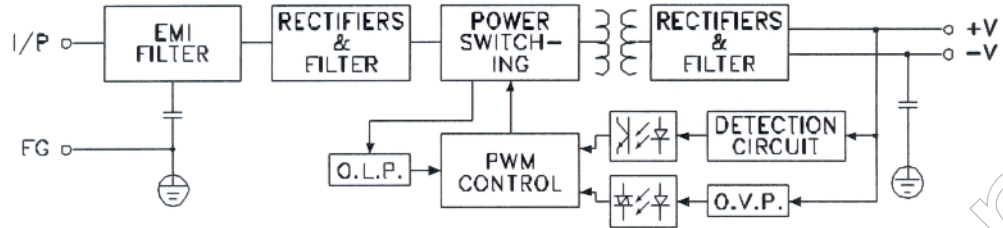
. 2 years warranty



Model	S 40- 5	S 40-12	S 40-15	S 40-24
DC output voltage	5V	12V	15V	24V
Output voltage tolerance	±2%	±1%	±1%	±1%
Output rated current	8A	3.5A	2.8A	1.8A
Output current range	0~8A	0~3.5A	0~2.8A	0~1.8A
Ripple & noise	75mVp-p	100mVp-p	100mVp-p	100mVp-p
Line regulation	±0.5%	±0.5%	±0.5%	±0.5%
Load regulation	±1%	±0.5%	±0.5%	±0.5%
DC output power	40W	42W	42W	43W
Efficiency	70% / 115VAC	76% / 115VAC	78% / 115VAC	78% / 115VAC
DC voltage adjustment	-5%~+10%	±10%	±10%	±10%
Input voltage range	85~264VAC 47~63Hz ; 120~370VDC			
AC current	1.2A/115V ; 0.6A/230V			
Inrush current	Cold start 30A/115VAC ; 60A/230VAC			
Leakage current	<1mA/240VAC			
Over-load protection	105~150% Type : pulsing hiccup shutdown Reset : auto-recovery			
Over-voltage protection	115~135%			
Over-temperature protection			
Temperature coefficient	±0.03% /°C (0°~50°C)			
Set-up, Rise, Hold-up time	800ms, 50ms, 15 / 115VAC ; 300ms, 50ms, 60ms / 230VAC			
Vibration	10~500Hz, 2G 10min./1cycle, period for 60min. Each axes			
Withstand voltage	I/P-O/P: 3KVAC I/P-FG: 1.5KVAC O/P-FG: 0.5KVAC			
Isolation resistance	I/P-O/P, I/P-FG, O/P-FG: 500VDC / 100MΩ			
Working temp. & humidity	-10°C~+60°C (refer to output derating curve), 20%~90% R.H.			
Storage temp. & humidity	-20°C~+85°C, 10%~95% R.H. (non-condensing)			
Dimensions	129 x 98 x 38 mm (Length x Width x Height) case 903			
Weight	450 gr			
Safety standards	UL1012, TUV EN60950, IEC950, UL1950 approved			
EMC standards	CISPR22 (EN55022), IEC801-2,3,4, IEC555-2 verification			
Notes:	-All parameters are specified at 230VAC input, rated load, 25°C & 70% R.H. ambient. - Tolerance include setup tolerance, line regulation, load regulation. - Ripple & Noise are measured at 20MHz by using a 12" twisted pair terminated with a 0.1yF & 47uF capacitor. - Line regulation is measured from low line to high line at rated load. - Load regulation is measured from 0% to 100% rated load			

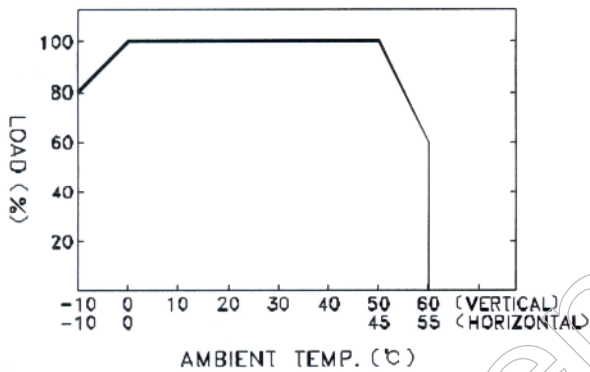


BLOCK DIAGRAM

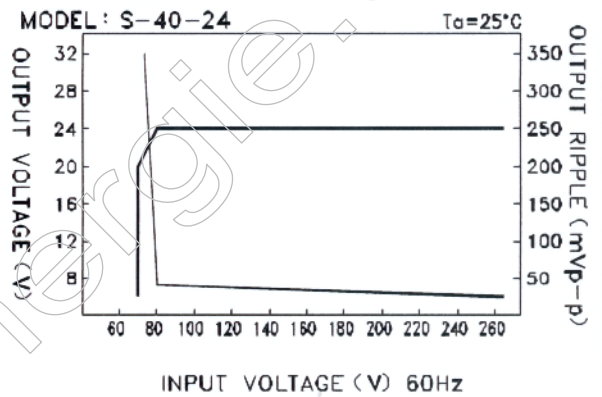


fosc : 36KHz

OUTPUT DERATING



STATIC CHARACTERISTICS



DIMENSION (mm)

- ☒ CASE : 903
- ☒ TERMINAL PIN NO. ASSIGNMENT
 - ☒ PIN 1,2 : AC INPUT
 - ☒ PIN 3 : FG
 - ☒ PIN 4 : DC OUTPUT -V
 - ☒ PIN 5 : DC OUTPUT +V

